

PATENTED



Construction

Single-impeller submersible pumps in chrome-nickel stainless steel, with vertical delivery port.

GXC: with two-passage impeller.

GXV: with free-flow (vortex) impeller.

Double shaft seal with interposed oil chamber.

Applications

For clean and dirty water, also containing solids up to 35 mm grain size.

The GXV free-flow impeller construction is particularly suitable for liquids with a high solid content or with filamentous particles.

This construction (with smooth surfaces in rolled-stainless steel and easy access for cleaning) is also suitable for certain uses in the food industry.

Operating conditions

Liquid temperature up to 35 °C.

Minimum immersion depth: 250 mm.

Maximum immersion depth: 5 m.

Continuous duty (with submerged motor).

Motor

2-pole induction motor, 50 Hz ($n \approx 2900$ rpm).

GXC, GXV: three-phase 230 V $\pm 10\%$;

three-phase 400 V $\pm 10\%$;

Cable: H07RN-F, 4G1 mm², length 10 m, without plug.

GXCM, GXVM: single-phase 230 V $\pm 10\%$,

with float switch and thermal protector.

Incorporated capacitor.

Cable: H07RN-F, 3G1 mm², length 10 m, with

plug CEI-UNEL 47166.

Insulation class F.

Protection IP X8 (for continuous immersion)

Triple impregnation humidity-proof dry winding.

Constructed in accordance with: EN 60034-1;

EN 60335-1, EN 60335-2-41.

Materials

Component	Material
Pump casing	Chrome-nickel steel 1.4301 EN 10088 (AISI 304)
Casing cover	
Impeller	
Motor jacket	
Jacket cover	
Handle	
Shaft	Chrome-nickel steel 1.4301 EN 10088 (AISI 304)
Mechanical seal: upper lower	Ceramic alumina/Carbon/NBR
Seal lubrication oil	Oil for food/pharmaceutical machinery

Other features on request

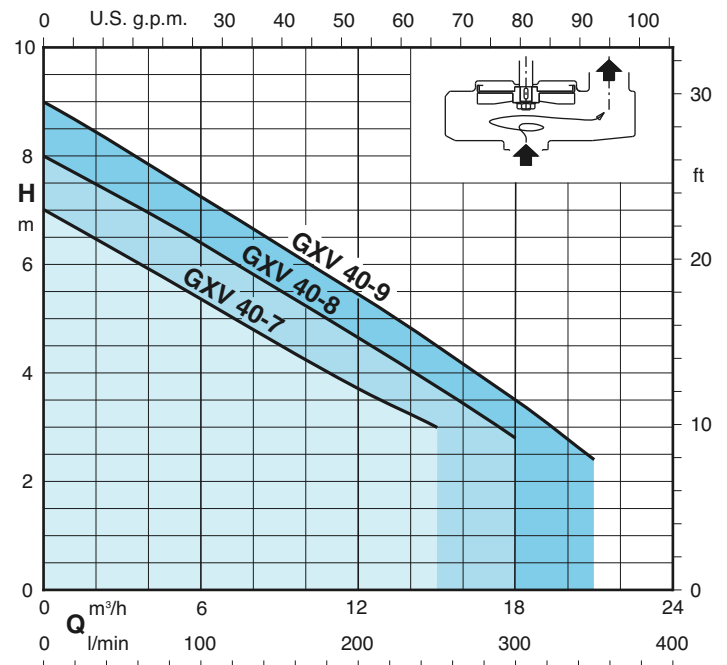
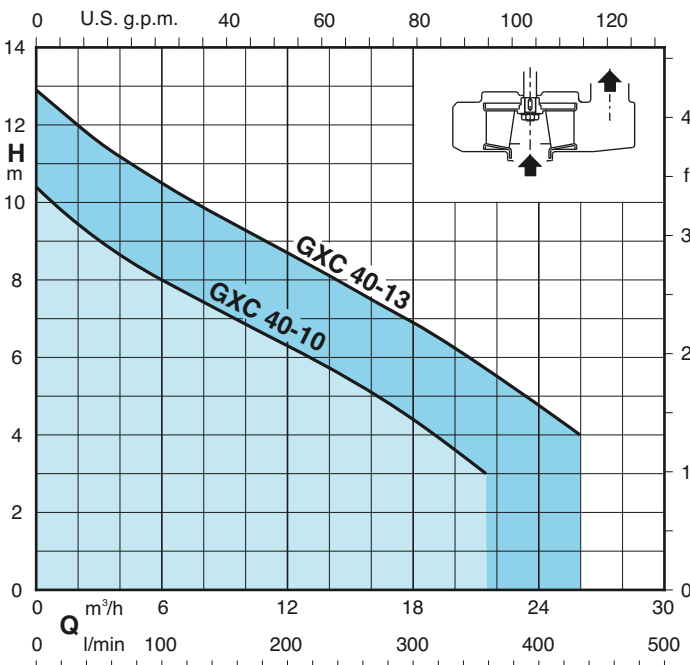
- Other voltages. - Frequency 60 Hz (as per 60 Hz data sheet).

- Other mechanical seal. - Cable length 20 m.

- Motor suitable for operation with frequency converter.

- Three-phase pumps with incorporated float switch.

Characteristic curves $n \approx 2900$ rpm



Performance $n \approx 2900$ rpm

3~	230V 400V		1~	230V		Capacitor	P ₁	P ₂		Q	H m									
	A	A		A	μf			Vc	kW		kW	HP	0	3	6	9	12	15	18	21
GXC 40-10	2,8	1,6	GXCM 40-10	4,6	16	450	1	0,55	0,75	m ³ /h	0	3	6	9	12	15	18	21	24	26
GXC 40-13	4	2,3	GXCM 40-13	6,6	25	450	1,45	0,9	1,2	l/min	0	50	100	150	200	250	300	350	400	433
										H m	10,4	9	8	7,1	6,3	5,4	4,4	3,2	-	-
										H m	12,9	11,6	10,5	9,5	8,7	7,8	6,9	5,9	4,7	4

3~	230V 400V		1~	230V		Capacitor	P ₁	P ₂		Q	H m									
	A	A		A	μf			Vc	kW		kW	HP	0	3	6	9	12	15	18	21
GXV 40-7	2,8	1,6	GXVM 40-7	4,6	16	450	1	0,55	0,75	m ³ /h	0	3	6	9	12	15	18	21	24	26
GXV 40-8	3,8	2,2	GXVM 40-8	5,4	25	450	1,1	0,75	1	l/min	0	50	100	150	200	250	300	350	400	433
GXV 40-9	4	2,3	GXVM 40-9	6	25	450	1,3	0,9	1,2	H m	7	6,2	5,4	4,6	3,7	3	-	-	-	-
										H m	8	7,2	6,4	5,5	4,6	3,7	2,8	-	-	-
										H m	9	8,1	7,2	6,3	5,4	4,5	3,5	2,4	-	-

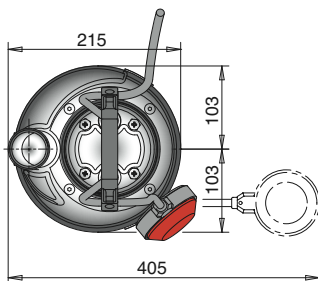
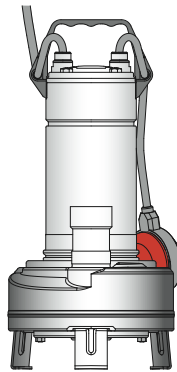
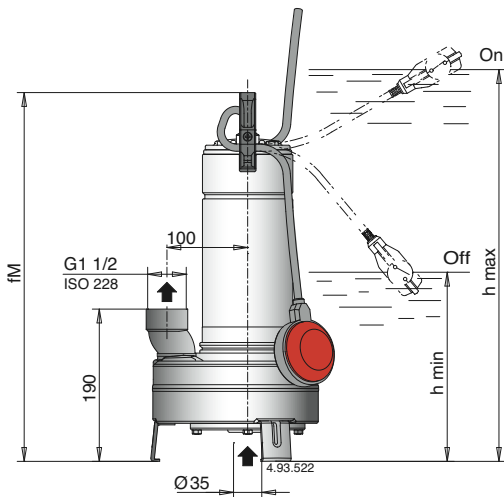
P₁ Max. power input.

P₂ Rated motor power output.

Density $\rho = 1000$ kg/m³.

Kinematic viscosity $\nu = \max 20$ mm²/sec.

Dimensions and weights

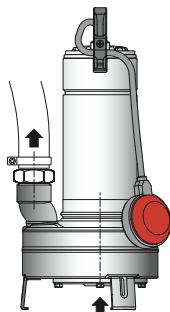


TYPE	mm			kg ⁽¹⁾	
	fM	h max	h min	GXV	GXVM
GXV(M) 40-7	433	508	248	10,1	11,7
GXV(M) 40-8	458	533	273	11,7	13,2
GXV(M) 40-9	458	533	273	11,7	13,2

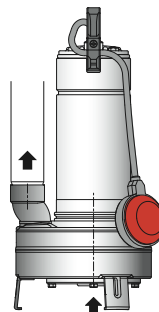
¹⁾ With cable length: 10 m

TYPE	mm			kg ⁽¹⁾	
	fM	h max	h min	GXC	GXCM
GXC(M) 40-10	433	508	248	10,1	11,7
GXC(M) 40-13	458	533	273	11,7	13,2

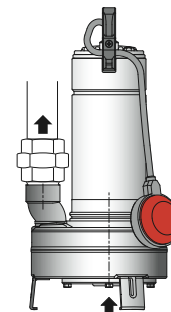
Connection examples



Pump with hosetail seat and clamp
(locally available)



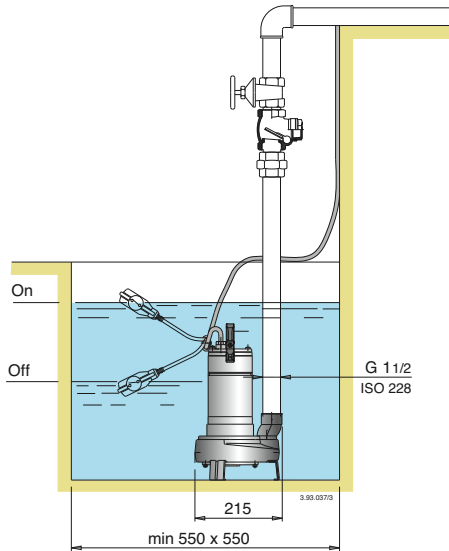
Pump with pipe screwed into
the delivery port



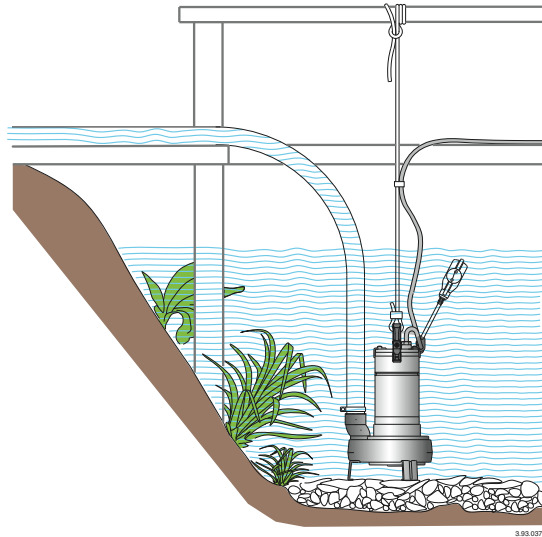
Pump with pipe and union
(locally available)

Installation examples

Stationary installation



Transportable installation



Features

PATENTED

Cable length 10 m, pump single-phase with plug

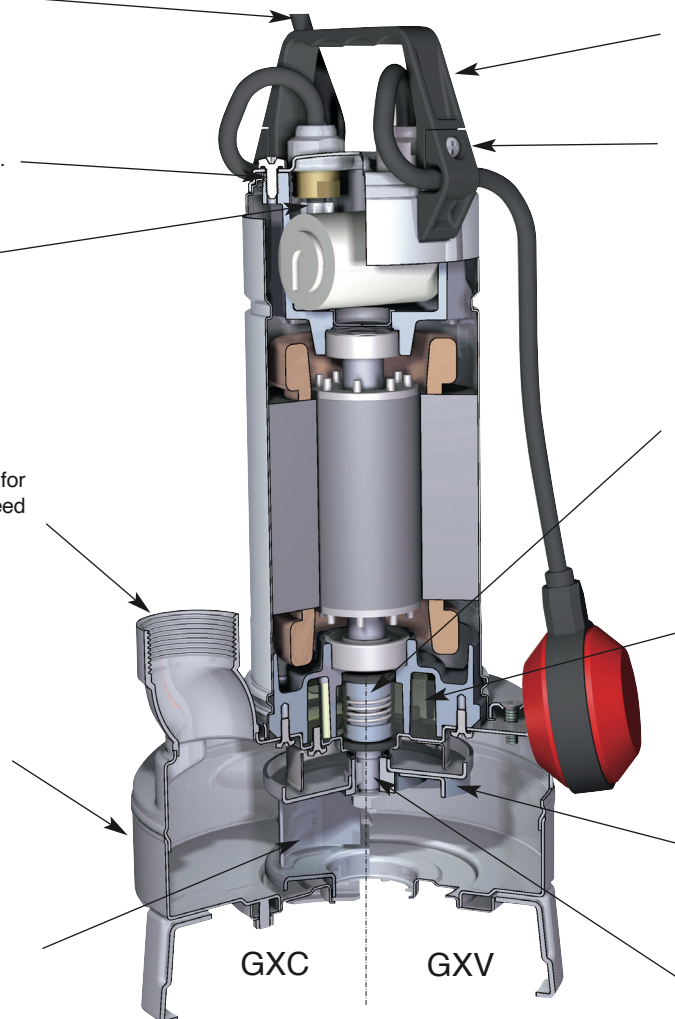
Easy inspection of the capacitor area.

Ring against accidental extraction of the cable.

G 1 1/2 vertical, upward delivery port for installation in small pits, without the need for an elbow on the pump.

Totally in stainless steel
All parts in contact with the pumped liquid both internal and external are in stainless steel AISI 304

GXC The two-passage impeller construction is particularly suitable for liquids containing solids up to 35 mm grain size.



Handle in polypropylene, with frame in stainless steel.

Easy adjustment of the float switch: to allow the adjustment of start/stop pump levels.

The double shaft seal with oil chamber separates the motor from the water and provides further protection against accidental operation when dry.

Chamber with food/pharmaceutical machinery oil.

GXV The free-flow impeller (vortex) construction is particularly suitable for liquids with a high solid content up to 35 mm grain size or with filamentous particles.

Shaft in chrome-nickel stainless steel.